



FREE Bass Lures

www.freebasslures.com

Seasonal Fishing Cheat Sheet

This “cheat sheet” is a basic graphical chart to help you be a better fisherman. Bass are positioned in lakes based on the season and water temps. Understanding their energy levels, feeding habits and the water temps they live in will help you pick the right lures. The chart is on the 2nd page of this PDF.

Chart Legend




On left side of chart, this indicates the hottest and slowest times of bass fishing. Red arrow indicates the hottest time of season. Blue indicates the slowest time of season.



Indicates a bass' energy level. Higher levels mean more aggressive fish.



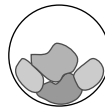
Indicates the beginning water temp of a particular season.



Indicates at what depths most bass will be found for each season.



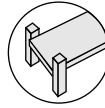
Weeds, Reeds, Underwater vegetation.



Rocks, mounds, rip-rap



Lily-pads and matted vegetation.



Docks and manmade objects



Stumps, logs and wooden brush




Ledges, channels, bluffs, walls, underwater hills or caverns

This Seasonal Cheat Sheet is copyrighted by Free Bass Lures; all rights are reserved. You may use this for your personal use ONLY. This document or any content here-in can not be sold or used without express permission from Frank Hilton and Free Bass Lures.

WINTER



DEPTH




40°

Fishing is slow in winter because a bass' energy is really slowed down. Find bass in deep water near ledges and underwater cover such as left over grass, wood or walls. Fish your lures slow and be patient. Fishing activity will pick up once water temps start reaching 40° to 45° degrees.

Best Baits Types


- Jigging Spoons & Jigs
- Plastic Grubs & Worms
- Finesse Lures
- Small Jerkbait
- Small Crankbaits
- Slow Spinner baits



SPRING



DEPTH




50°

Fishing starts slow, but increases as warm rains and weather warms the water. Fishing can be on-off because of unstable weather fronts. Later, just before the spawn, expect aggressive strikes and use larger lures as bass will feed heavily to get fattered up for spawning activities.

Best Bait Types


- Top water baits
- Spinnerbaits
- Swimbaits
- Jerkbait & Crankbaits
- Crawdad baits
- Plastic worms & jigs



SPAWN



DEPTH




60°

Bass pretty much stop feeding during the spawn. They only become aggressive when protecting their nest. The trick is to get your baits right in the middle of the nest and aggravate the bass. After the bigger females leave the nest, they will rest in deeper water.

Best Bait Types

- Critter baits
- Lizards & Snakes
- Bluegill Swimbaits
- Plastic worms & jigs
- Some top water
- Tubes & Crawdads



SUMMER



DEPTH




80°

Bass are at their feeding peaks. Bass will be scattered on the lake; some in deep water, some in shallow. On hot sunny days either fish deep or in deep weedy cover. Pretty much any lures work during the summer.

Best Bait Types


- Top water baits
- Swimbaits
- Plastic worms & jigs
- Crankbaits
- Spinner baits
- Finesse lures



FALL



DEPTH



60°

Bass go shallow for one last major feeding binge to fatten up for winter. Bass will mainly be feeding on bait fish such as shad, shiners or whatever it can get. Fall brings in windy days, so spinner baits and swimbaits are ideal.

Best Bait Types

- Spinnerbaits
- Swimbaits
- Jerkbait & Crankbaits
- Spoons
- Plastic worms & jigs
- Top water baits

